



AKC
Stewarding Packet
All Classes

Dog-Talk Article on Stewarding

Jump Chart (print & laminate)

Group Sheet

Score Conversion Chart (print & laminate)

Figuring Awards Worksheet



Below is the next in a series of Random Little Tidbits of information (from me) in regards to the AKC Obedience Regulations. Knowledge of the Regulations provides you the power for...

Saving Withdrawals from Your 200 Account ©

Today's Random Little Tidbit – Stewarding --- The Little Things Can Make A Difference



A Steward is an integral part of a dog show's success. Most of these folks volunteer their time to the sport and without them the show would grind to a "Halt." In the Obedience ring a Steward CAN make a big difference in how efficiently a ring functions. Their actions can also have an effect on the performance of the dog in the ring. Stewards are mentioned in the Obedience Regulations in **Chapter 1, Section 31**, plus a **full chapter** at the end of the Obedience Regulations to review duties (pages 127-132). Section 31 in the 1st chapter reads: "Judges are in sole charge of their rings until their assignments are completed. Stewards are provided to assist but may act only on the judge's instructions. They must not give information or instructions to owners and handlers except when the judge asks them to do so." The judge shall review with the stewards their duties and the manner in which they are to be performed. Any request from an exhibitor for special consideration must be directed to the judge.

This is all fine and dandy IF the Judge gives instructions. I have stewarded at trials where the Judge just introduces himself and THAT IS IT for the instructions. Or, the instructions are SO FEW one is still left in the dark as to what the Judge is expecting. In such a case, **ASK QUESTIONS** before the class starts. Such a Judge should be put on the spot as to what will be required of the Stewards. The exhibitors are the ones to be kept in mind, as they will benefit from a knowledgeable Steward. Let's not forget, the handlers and the dogs are the IMPORTANT ones for the day. A few things a Steward will need to know **BEFORE** the class starts are:

Novice A & B & Preferred Novice (No group exercise in Preferred Novice)

1. How does the Judge want to handle conflicts?
2. About how many dogs in each Group?
3. Where are handlers and dogs to be brought into the ring?
4. Where is the Figure Eight to be performed and how and where are the Stewards to stand?
5. Who takes the leash and where is it to be placed?
6. Does the Judge need the clipboard held during the Stand for Examination?
7. Where are the Stewards to stand during the Group exercise?
8. What instructions, if any, are to be given by the Stewards to the handlers?

Graduate Novice, Open A & B & Preferred Open

1. The above Novice items 1, 3, 4, 5, 8 again apply.
2. What is the Steward to do with the dumbbell before and after the retrieves?
3. Where are the extra boards from the High Jump and extra Broad Jump hurdles to be placed when not being used by some dogs?

Graduate Open, Utility & Preferred Utility

The above Novice items 1, 3, 5, and 8 again apply (The above Open item 3 applies in regards to the High Jump).

1. How are the scent articles to be handled when the handler brings them to the table?
2. Where are the scent articles to be placed in the ring and how does the Judge want them arranged.
3. What instructions are given in placing the gloves and picking up the remaining gloves?
4. What is the Steward to do during the Moving Stand and Examination?

The Judge is in sole charge of the way they want the ring conducted, but if this is NOT conveyed to the Stewards the first

several handlers may be entering a "zoo" instead of an Obedience ring. If the Judge does not give instructions or if they are vague -- **ASK QUESTIONS BEFORE the first team enters the ring.**

A few things in mind and you will be much appreciated by the handlers and Judge:

1. Be knowledgeable of the class one is asked to steward.
2. Arrive **at least one-half hour before** the start of judging to assist in setting up the ring and receiving instructions.
3. **Pay attention to the dog in the ring.** Be ready when the Judge and handler need the Steward's assistance. For example, know the heeling pattern ends. This way one will be ready to immediately respond for the next exercise, if needed. When a dog and handler have to wait for Stewards, it breaks up their pace and can affect their performance. Being ready when needed will save a considerable amount of time during the day, plus the handlers like the opportunity to get in and out of the ring in an efficient manner. Try to give total attention to the dog and handler in the ring, and if other handlers have questions they can be answered in "off" time. **The dog and handler in the ring come first.**
4. During the Figure Eight exercise, don't stare at the dog. Some dogs may interpret this wrong and thus affect their performance. Be consistent for all dogs in how hands and arms are to be held.
5. In a class with a dumbbell, if asked to bring the dumbbell to the handler, carry the dumbbell in a way in which not to excite the dog. Many dogs love to retrieve and if a Steward swings the dumbbell around while walking out to the handler, the dog could lose control and thus be subject to a penalty.
6. In Utility, **MAKE SURE** the dog is watching **BEFORE PLACING** out and arranging the scent articles.
7. When placing the articles, just handle them enough to arrange them per the Judge's instructions. The Regulations call for the Steward or Judge to **HANDLE** each of the remaining articles -- this does **NOT** imply to "SCENT" the articles. Also, the Steward placing the articles should **beware of a foreign scent on their hands** such as cigarette smoke or food. The scent given when handling the articles should be consistent for all dogs.
8. Concentrate on placing the gloves correctly. Make sure they are on the Judge's mark. If no mark or instructions are given, the center glove is to be centered between dog and handler and about 3 feet from the side of the ring. The corner gloves are to be placed about 3 feet from each side of the ring in the corner. The Directed Retrieve is done in the unobstructed end of the ring, and the **gloves are only to be placed while the dog and handler are facing away.** No table or chair is to be at this end of the ring.
9. Dress appropriately, for weather outside or varying temperatures indoors.

The job of a Steward is not one to take lightly. Know what the Judge requires--think ahead and be ready when needed to save time. The Judge and, most important, the handlers will appreciate the effort.



AKC Blog Address: <https://akcobedrlyjudges.wordpress.com/about/> Sign up to receive updates.


John Cox, AKC obedience judge, dog-talk@comcast.net

AKC Obedience Jump Charts

(Chapter 4, Section 11)

by John Cox ©

Regular Classes + Approved Breeds for $\frac{3}{4}$ Jump Height & Preferred Classes --- $\frac{1}{2}$ Jump Height
Measured height nearest multiple of 2" to the height of the dog's withers.



Height to be Jumped	Broad Jump Hurdles	High Jump Chart Board Combinations
4"	(8) 1	4" = 4
8"	(16) 2	8" = 8
10"	(20) 2	10" = 8 + 2
12"	(24) 2	12" = 8 + 4
14"	(28) 3	14" = 8 + 4 + 2
16"	(32) 3	16" = 8 + 8
18"	(36) 3	18" = 8 + 8 + 2
20"	(40) 3	20" = 8 + 8 + 4
22"	(44) 3	22" = 8 + 8 + 4 + 2
24"	(48) 4	24" = 8 + 8 + 8
26"	(52) 4	26" = 8 + 8 + 8 + 2
28"	(56) 4	28" = 8 + 8 + 8 + 4
30"	(60) 4	30" = 8 + 8 + 8 + 4 + 2
32"	(64) 4	32" = 8 + 8 + 8 + 8
34"	(68) 4	34" = 8 + 8 + 8 + 8 + 2
36"	(72) 4	36" = 8 + 8 + 8 + 8 + 4

Chart for $\frac{3}{4}$ the Height at the Withers

Measured Height	Height to Jump	Broad Jump
Less than 10"	4"	(8) 1
10 to less than 12 1/2"	8"	(16) 2
12 1/2 to less than 15"	10"	(20) 2
15 to less than 17 1/2"	12"	(24) 2
17 1/2 to less than 20"	14"	(28) 3
20 to less than 23"	16"	(32) 3
23 to less than 25 1/2"	18"	(36) 3
25 1/2 to less than 28"	20"	(40) 3
28 to less than 31"	22"	(44) 3
31 to less than 33 1/2"	24"	(48) 4
33 1/2 to less than 36"	26"	(52) 4
36 to less than 39"	28"	(56) 4

Chart for $\frac{1}{2}$ the Height at the Withers (Preferred Open & Preferred Utility)

Measured Height	Height to Jump	Broad Jump
12" or less	4"	(8) 1
Greater than 12" up to 18"	8"	(16) 2
Greater than 18" up to 22"	10"	(20) 2
Greater than 22" up to 26"	12"	(24) 2
Greater than 26" up to 30"	14"	(28) 3
Greater than 30" up to 34"	16"	(32) 3
Greater than 34"	18"	(36) 3



Broad Jump: To cover a distance equal to TWICE the height of the High Jump

4 hurdles shall be used for a jump of 48" to 72"
 3 hurdles shall be used for a jump of 28" to 44"
 2 hurdles shall be used for a jump of 16" to 24"
 1 hurdle shall be used for a jump of 8"

When decreasing the number of hurdles in the Jump, the highest hurdle(s) shall be removed first.

52 Approved Breeds Jumping $\frac{3}{4}$ Their Height at the Withers

Akita	Dandie Dinmount Terrier	Newfoundland
Alaskan Malamute May 1, 2020	Dogue De Bordeaux	Norwich Terrier
Argentine Dogo	Estrela Mountain Dog	Otterhound
Basset Hound	French Bulldog	Pekingese
Bergamasco	Glen of Imaal Terrier	Pembroke Welsh Corgi
Bernese Mountain Dog	Grand Basset Griffon Vendéen	Petit Basset Griffon Vendéen
Black Russian Terrier	Great Dane	Portuguese Podengo
Bloodhound	Great Pyrenees	Pugs
Bolognese	Greater Swiss Mountain Dog	Saint Bernard
Borzoï	Irish Wolfhound	Scottish Terriers
Bulldog	Kishu Ken	Sealyham Terrier
Bullmastiff	Kooikerhondje	Shih Tzu
Cardigan Welsh Corgi	Kuvaszok	Skye Terrier
Caucasian Mountain Dog	Lagotto Romagnolo	Sussex Spaniel
Chinese Shar-Pei	Leonberger	Swedish Vallhunds
Chow Chow	Mastiff	Thai Ridgeback
Clumber Spaniel	Neopolitan Mastiff	West Highland White Terrier
Dachshund		

Print and trim for a pocket-size guide to fit in your regulations.



Breeds Jumping
 $\frac{3}{4}$ Height at Withers:

Akita
Alaskan Malamute May 1, 2020
Argentine Dogo
Basset Hound
Bergamasco
Bernese Mountain Dog
Black Russian Terrier
Bloodhound
Bolognese
Borzo
Bulldog
Bullmastiff
Cardigan Welsh Corgi
Caucasian Mountain Dog
Chinese Shar-Pei
Chow Chow
Clumber Spaniel
Dachshund
Dandie Dinmount Terrier
Dogue De Bordeaux
Estrela Mountain Dog
French Bulldog
Glen of Imaal Terrier
Grand Basset Griffon Vendéen
Great Dane
Great Pyrenees
Greater Swiss Mountain Dog
Irish Wolfhound
Kishu Kens
Kooikerhondje
Kuvaszok
Lagotto Romagnolo
Leonberger
Mastiff
Neapolitan Mastiff
Newfoundland
Norwich Terrier
Otterhound
Pekingese
Pembroke Welsh Corgi
Petit Basset Griffon Vendeens
Portuguese Podengo
Pug
Saint Bernard
Scottish Terrier
Sealyham Terrier
Shih Tzu
Skye Terrier
Sussex Spaniel
Swedish Vallhund
Thai Ridgeback
West Highland White Terrier

Below are a few suggested items for a stewarding kit.

1.	Calculator (check batteries)
2.	Pens & pencils (for Group sheets)
3.	20' Tape measure (Broad/Bar Jump)
4.	Dress for the weather
5.	Folding chair

Prior to beginning the exercise, the judge will instruct the handlers to remove their dog if it starts to move out of position.

<h2 style="color: red; margin: 0;">Group Exercise</h2>									
									
Judge: John Cox									
Class <u>NA</u> <u>NB</u>									
Veterans Brace Team Wild Card									
Catalog #					Catalog #				
Breed					Breed				
Held Signal	Positioned	Bark	Whine	Heel Position	Held Signal	Positioned	Bark	Whine	Heel Position
SIT: Stood Down Moved Released				DOWN: NQ	SIT: Stood Down Moved Released				DOWN: NQ
Catalog #					Catalog #				
Breed					Breed				
Held Signal	Positioned	Bark	Whine	Heel Position	Held Signal	Positioned	Bark	Whine	Heel Position
SIT: Stood Down Moved Released				DOWN: NQ	SIT: Stood Down Moved Released				DOWN: NQ
Catalog #					Catalog #				
Breed					Breed				
Held Signal	Positioned	Bark	Whine	Heel Position	Held Signal	Positioned	Bark	Whine	Heel Position
SIT: Stood Down Moved Released				DOWN: NQ	SIT: Stood Down Moved Released				DOWN: NQ
Catalog #					Catalog #				
Breed					Breed				
Held Signal	Positioned	Bark	Whine	Heel Position	Held Signal	Positioned	Bark	Whine	Heel Position
SIT: Stood Down Moved Released				DOWN: NQ	SIT: Stood Down Moved Released				DOWN: NQ
Catalog #					Catalog #				
Breed					Breed				
Held Signal	Positioned	Bark	Whine	Heel Position	Held Signal	Positioned	Bark	Whine	Heel Position
SIT: Stood Down Moved Released				DOWN: NQ	SIT: Stood Down Moved Released				DOWN: NQ
Catalog #					Catalog #				
Breed					Breed				
Held Signal	Positioned	Bark	Whine	Heel Position	Held Signal	Positioned	Bark	Whine	Heel Position
SIT: Stood Down Moved Released				DOWN: NQ	SIT: Stood Down Moved Released				DOWN: NQ
Catalog #					Catalog #				
Breed					Breed				
Held Signal	Positioned	Bark	Whine	Heel Position	Held Signal	Positioned	Bark	Whine	Heel Position
SIT: Stood Down Moved Released				DOWN: NQ	SIT: Stood Down Moved Released				DOWN: NQ

Points Off	Final Score	Judge's Book Conversion Chart For AKC Obedience			
0.0	200.0				
0.5	199.5	10.5	189.5	20.5	179.5
1.0	199.0	11.0	189.0	21.0	179.0
1.5	198.5	11.5	188.5	21.5	178.5
2.0	198.0	12.0	188.0	22.0	178.0
2.5	197.5	12.5	187.5	22.5	177.5
3.0	197.0	13.0	187.0	23.0	177.0
3.5	196.5	13.5	186.5	23.5	176.5
4.0	196.0	14.0	186.0	24.0	176.0
4.5	195.5	14.5	185.5	24.5	175.5
5.0	195.0	15.0	185.0	25.0	175.0
5.5	194.5	15.5	184.5	25.5	174.5
6.0	194.0	16.0	184.0	26.0	174.0
6.5	193.5	16.5	183.5	26.5	173.5
7.0	193.0	17.0	183.0	27.0	173.0
7.5	192.5	17.5	182.5	27.5	172.5
8.0	192.0	18.0	182.0	28.0	172.0
8.5	191.5	18.5	181.5	28.5	171.5
9.0	191.0	19.0	181.0	29.0	171.0
9.5	190.5	19.5	180.5	29.5	170.5
10.0	190.0	20.0	180.0	30.0	170.0

© by John Cox dog-talk@comcast.net

Points Off	Final Score	Judge's Book Conversion Chart For AKC Obedience			
30.5	169.5	40.5	159.5	50.5	149.5
31.0	169.0	41.0	159.0	51.0	149.0
31.5	168.5	41.5	158.5	51.5	148.5
32.0	168.0	42.0	158.0	52.0	148.0
32.5	167.5	42.5	157.5	52.5	147.5
33.0	167.0	43.0	157.0	53.0	147.0
33.5	166.5	43.5	156.5	53.5	146.5
34.0	166.0	44.0	156.0	54.0	146.0
34.5	165.5	44.5	155.5	54.5	145.5
35.0	165.0	45.0	155.0	55.0	145.0
35.5	164.5	45.5	154.5	55.5	144.5
36.0	164.0	46.0	154.0	56.0	144.0
36.5	163.5	46.5	153.5	56.5	143.5
37.0	163.0	47.0	153.0	57.0	143.0
37.5	162.5	47.5	152.5	57.5	142.5
38.0	162.0	48.0	152.0	58.0	142.0
38.5	161.5	48.5	151.5	58.5	141.5
39.0	161.0	49.0	151.0	59.0	141.0
39.5	160.5	49.5	150.5	59.5	140.5
40.0	160.0	50.0	150.0	60.0	140.0

© by John Cox dog-talk@comcast.net

