



AKC **Obedience** **Non-Regular** **Classes**

Steward's Instructions
Heeling Patterns/Exercise Schematics
Judging Worksheets
Group Sheet

The samples provided are for ideas in brainstorming
to develop one's own materials for judging.

Judges are welcome to use these forms if you wish.



John Cox dog-talk@comcast.net

STEWARD INSTRUCTIONS

General Information For All Classes

- ARMBANDS** When handing out armbands make a check mark in the catalog next to the number. In classes with jumps ask for the jump heights.
- CONFLICTS** A conflict exists only when the dog entered in this class has a conflicting time schedule in another class. In such a case, have the handler check with me. I will try to make arrangements for later or earlier judging. **Make a note of a conflict in the catalog.** Handlers have the responsibility to be at ringside--we cannot wait or look for them.
- OUT OF ORDER** Call to my attention a dog coming into the ring out of catalog order.
- ABSENTEES** **Notify me of absentees**--both those who have not picked up armbands and those who have checked in and are not at ringside to be judged when called.
- COLLAR, ETC.** Visually check collars and leashes to see that they comply with the Regulations (Chapter 2, Sections 16 & 17). No tags are allowed **hanging** from the collar. I will also check but if you spot a problem outside the ring it saves us time by correcting it then.
- Also, be sure handlers have no belt pouches, belt packs, pagers or cell phones when coming into the ring **during the exercises or awards**.
- LEASHES** **Make sure all dogs enter and leave the ring on leash.**
- RING GATE** **Do not stand at the entrance to block a dog from leaving the ring.**
- TOYS/FOOD** **No food or toys** are to be placed on the judge's table by the handler while they are in the ring.
- SCORES** **Do not disclose scores, etc., to the handlers or allow anyone to look at the Judge's Book.** I will inform the handler if they qualified after the last exercise. All final scores and placements will be given out after the whole class (or split class) has been judged.
- JUDGE'S BOOK** I would like a steward to double-check my addition. If you have a question, inform me. Do not make corrections or write in the Judge's Book.
- SPECTATORS** Watch around the ring for any spectators or dogs that could be too close to the ring and cause interference with the dog(s) in the ring.

Please keep your attention in the ring and be ready when needed.
Thank you for stewarding! The handlers and I are counting on you.

Please turn over

John Cox dog-talk@comcast.net

STEWARDS INSTRUCTIONS

CLASSES WITH A GROUP EXERCISE

Regular: Novice A, Novice B

Non-Regular: Veterans, Brace, Team, Wild Card Novice



Group Exercise

Ring Length	Maximum # of Dogs Single Row	Maximum # of Dogs Back-to-Back Row
50'	6	12
45'	5	10
40'	4	8
35'	4	8
30'	3	6

GROUPS

1. We will attempt to determine Group sizes and number of Groups before judging begins, but it may change as absentees, Judge excusals/released, NQs or Handler self-excusals become apparent.

Dogs must be spaced with a **minimum of six (6) feet between each dog and a minimum of four (4) feet from the ring barriers.** Judges will position the dogs in the approximate center of the ring in one row or **back-to-back in two rows with a minimum of six (6) feet between the rows.** **On a 50' side of the ring the maximum # of dogs allowed in a single row would be six (6) and in a back-to-back row twelve (12) dogs.**

2. The dogs and handlers that come into the ring for the Group exercise are to be in program order. Be sure the Group sheet is in program order and the handlers and dogs enter the ring in that order on the sheet. Teams which have been excused/released or are absent do not need to appear on the Group sheet.
3. During the Group exercise stewards are to stand in the position indicated by me. Please await further instructions if your assistance is required.

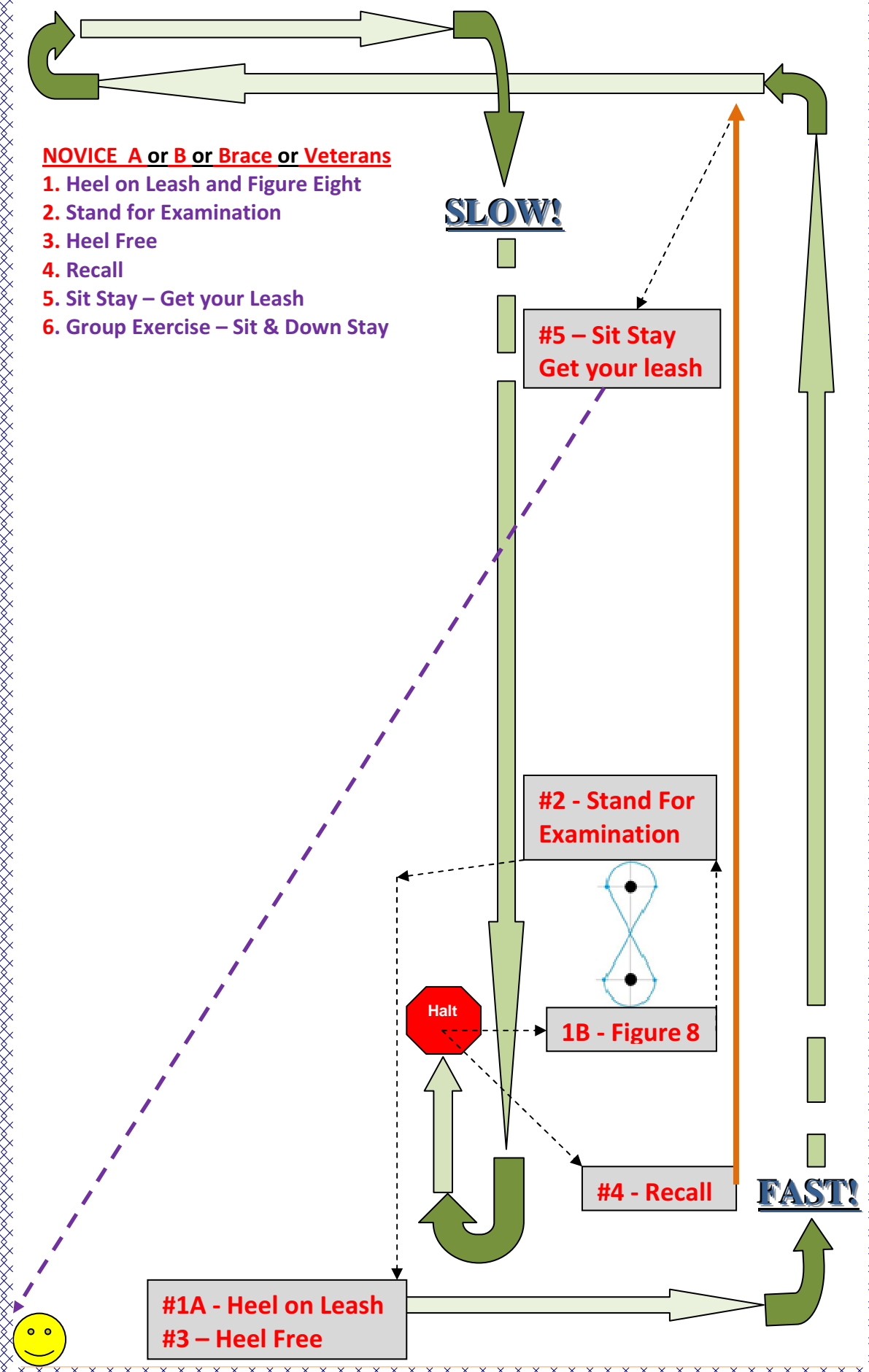
PLEASE KEEP YOUR ATTENTION IN THE RING AND BE READY WHEN NEEDED. REMEMBER, most handlers are under a little stress so help ease some tension by being helpful and courteous.

John Cox

Please turn over

NOVICE A or B or Brace or Veterans

1. Heel on Leash and Figure Eight
2. Stand for Examination
3. Heel Free
4. Recall
5. Sit Stay – Get your Leash
6. Group Exercise – Sit & Down Stay





Novice **A** or **B** or **Brace** or **Veterans**

© by John Cox

#	Breed					Points Off	Point Total	Net Score
Heel on Leash	L	F	S	C	W		40	
Handler: Fast NA BA / Slow ND NB -- PS NS PS NS Hand Arm Briskness Head motion Round/Military Turn								
Figure Eight								
Hand Arm Briskness Head motion PS NS PS NS Adapts pace Wide Shoulder motion								
Stand For Examination	Hand on dog with command / signal Heel position leaving L F S C W Handler backs away Not six feet						30	
	During: Growls Snaps Sits Lies = NQ After: Sits Lies Moves Away Heel position returning L F S C W							
Heel Free	L	F	S	C	W		40	
Handler: Fast NA BA / Slow ND NB -- PS NS PS NS Hand position Briskness Head motion Round/Military Turn								
Recall	EC to stay Stood up Laid down Whine Bark Anticipated		EC Slow response No trot or gallop Not direct Not close enough Hand position				30	
	Front: NF PS NS Out T Between feet		Finish: NF PS NS Prompt Smart					
Sit Stay – Get Your Leash	Sit		HP			30		
	Resistance Moved Changed		Moved Changed					
New Judge's Orders and sayings... "Sit your dog," "Leave your dog to get your leash," and "Back to your dog." "Clip your leash to the collar and maintain control of your dog."								
Less Other Penalties: Excused - Out of control Foul ring Training Adornment Bandaged Lamé Slow / no response to commands Guiding Positioning with: Hands Legs Bark Unfit:						-		





Novice **A** or **B** or **Brace** or **Veterans**

© by John Cox

#	Breed					Points Off	Point Total	Net Score
Heel on Leash	L	F	S	C	W		40	
Handler: Fast NA BA / Slow ND NB -- PS NS PS NS Hand Arm Briskness Head motion Round/Military Turn								
Figure Eight								
Hand Arm Briskness Head motion PS NS PS NS Adapts pace Wide Shoulder motion								
Stand For Examination	Hand on dog with command / signal Heel position leaving L F S C W Handler backs away Not six feet						30	
	During: Growls Snaps Sits Lies = NQ After: Sits Lies Moves Away Heel position returning L F S C W							
Heel Free	L	F	S	C	W		40	
Handler: Fast NA BA / Slow ND NB -- PS NS PS NS Hand position Briskness Head motion Round/Military Turn								
Recall	EC to stay Stood up Laid down Whine Bark Anticipated		EC Slow response No trot or gallop Not direct Not close enough Hand position				30	
	Front: NF PS NS Out T Between feet		Finish: NF PS NS Prompt Smart					
Sit Stay – Get Your Leash	Sit		HP			30		
	Resistance Moved Changed		Moved Changed					
New Judge's Orders and sayings... "Sit your dog," "Leave your dog to get your leash," and "Back to your dog." "Clip your leash to the collar and maintain control of your dog."								
Less Other Penalties: Excused - Out of control Foul ring Training Adornment Bandaged Lamé Slow / no response to commands Guiding Positioning with: Hands Legs Bark Unfit:						-		

Group Exercise...2-Parts...30 Points Total

Novice A - Novice B
Brace - Veterans - Team

	1	2	3	4	5	6	Notes
Sit 1 minute --- Down 1 minute	Reposition Bark Whine Moved Down Stood Heel Pos. Released Excused	Reposition Bark Whine Moved Down Stood Heel Pos. Released Excused	Reposition Bark Whine Moved Down Stood Heel Pos. Released Excused	Reposition Bark Whine Moved Down Stood Heel Pos. Released Excused	Reposition Bark Whine Moved Down Stood Heel Pos. Released Excused	Reposition Bark Whine Moved Down Stood Heel Pos. Released Excused	Group # <hr/> 
B R E E D							
Sit		<u>Total</u>		<u>Total</u>		<u>Total</u>	
Down							
Catalog #							
	7	8	9	10	11	12	
Catalog #							
B R E E D							
Sit		<u>Total</u>		<u>Total</u>		<u>Total</u>	
Down							
Sit 1 minute --- Down 1 minute	Reposition Bark Whine Moved Down Stood Heel Pos. Released Excused	Reposition Bark Whine Moved Down Stood Heel Pos. Released Excused	Reposition Bark Whine Moved Down Stood Heel Pos. Released Excused	Reposition Bark Whine Moved Down Stood Heel Pos. Released Excused	Reposition Bark Whine Moved Down Stood Heel Pos. Released Excused	Reposition Bark Whine Moved Down Stood Heel Pos. Released Excused	

"Maintain control of your dogs."

© by John Cox



Team

© by John Cox

	Team #					Points Off	Point Total	Net Score	
Heel On Leash & Figure Eight	L	F	S	C	W		160		
	PS NS								
Stand For Examination			1	2	3	4		120	
	Hand on dog with command / signal Heel position leaving L F S C W Handler backs away Not six feet								
	During: Growls Snaps Sits Lies = NQ								
	After: Sits Lies Moves Away Heel position returning L F S C W								
Heel Free	L	F	S	C	W		160		
	PS NS								
Open Drop On Recall	1	2	3	4			120		
	Anticipated EC to come Slow No Drop EC to come Anticipated Slow	Anticipated EC to come Slow No Drop EC to come Anticipated Slow	Anticipated EC to come Slow No Drop EC to come Anticipated Slow	Anticipated EC to come Slow No Drop EC to come Anticipated Slow					
	Front: NF PS NS Out T Between feet	Front: NF PS NS Out T Between feet	Front: NF PS NS Out T Between feet	Front: NF PS NS Out T Between feet					
	Finish: NF PS NS Prompt Smart	Finish: NF PS NS Prompt Smart	Finish: NF PS NS Prompt Smart	Finish: NF PS NS Prompt Smart					
Sit Stay – Get Your Leash	Sit	HP	Sit	HP	Sit	HP		120	
	Resistance Moved Changed	Moved Changed	Resistance Moved Changed	Moved Changed	Resistance Moved Changed	Moved Changed			
New Judge's Orders and sayings... "Sit your dog," "Leave your dog to get your leash," and "Back to your dog." "Clip your leash to the collar and maintain control of your dog."									
Less Other Penalties: Excused - Out of control Foul ring Training Adornment Bandaged Lame Slow / no response to commands Guiding Positioning with: Hands Legs Bark Unfit							-		