

**AKC**  
**Obedience**  
**Novice A & B Classes &  
Preferred-Novice Class**

**Preparing To Show** (Handed out to Novice A exhibitors)

**Steward's Instructions**  
**Heeling Patterns/Exercise Schematics**  
**Judging Worksheets**  
**Group Sheet**

The samples provided are for ideas in brainstorming  
to develop one's own materials for judging.

Judges are welcome to use these forms if you wish.



# *Saving Withdrawals from Your "200" Account* ©

## **You're Next in the Ring! Is Your Game Plan in Order?**

by John Cox  
[dog-talk@comcast.net](mailto:dog-talk@comcast.net)

### **Upon arriving at the trial:**

- 1) Make sure you have all the needed required equipment for the class(es) entered.
- 2) Check-in early if at all possible. If you have a conflict this should be discussed with the Judge/Steward *before the class is scheduled to start*. This courtesy will help the Judge in determining Group sizes, if applicable, and absentees. Keep attuned to the "white board, if available" for dogs moved out of catalog order as this information will allow your warm-up timing to be more on target.
- 3) Before your turn, watch the heeling pattern and where *each* exercise will take place. In being prepared one can keep their dog better focused while moving from one exercise to the next.
- 4) Know the correct height of the dog's withers if there are jumps in the class entered, and double-check to make sure the Stewards have the jumps set correctly *before* entering the ring.
- 5) If you are entered in **Beginner Novice, Novice A** or **Preferred Novice**, plan to be ringside for the **10-minute walkthrough** at start time of the class. Have accommodations for the dog during the walkthrough.

### **When it is time to enter the ring keep in mind the following:**

- 1) A team is being judged from the time they step *into* the ring until the time they *leave* the ring.
- 2) Make sure the leash is attached going into the ring and leaving the ring. **Chapter 2, Section 16**
- 3) Keep the dog under control *at all times* while in the ring. **Chapter 2, Sections 22 & 23**
- 4) No titles may be displayed on your clothing and clothing must not be in poor taste or contain profanity. Also, should not display any information that would be in conflict with a sponsor of the trial. **Chapter 1, Section 10**
- 5) Leashes must be made of fabric or leather and long enough to provide adequate slack during the Heel on Leash exercise. A six foot leash needed in Beginner Novice and the Regular Novice Group exercise. Nothing may be "hanging" from the collar. **Chapter 2, Sections 16 & 17**
- 6) Handling Between Exercises, **Chapter 2, Section 23:**
  - a. **Beginner Novice, Preferred-Novice or Novice A & B**, guided gently by the collar between exercises. NO other physical guidance is permitted and, if used, *must* receive minor or substantial penalties, depending on the circumstances.
  - b. **Graduate Novice, Graduate Open, Preferred-Open, Open, Preferred-Utility, Utility or Versatility** classes, there will be a substantial penalty for any dog that is physically guided at any time or is not readily controllable. Minor penalties will be imposed for a dog that does not respond promptly to its handler's commands or signals before or between exercises in these classes. Items **a. & b.** also pertain to the Group exercise such as physical positioning the dog for the Sit or Down.
- 7) Before starting each exercise the judge is required to ask, "Are you ready?" Keep in mind this is JUST a question, NOT the start of the exercise. The judging of an exercise will not begin until the judge has given the first order. **Chapter 2, Section 4**
- 8) Praise and petting are allowed between and after exercises, but points will be deducted from the total score for a dog that is not under reasonable control while being praised. **Chapter 2, Section 22**
- 9) After the last class dog and before the awards: If you have been informed you Q'd, warm up your dog as you never know if there may be a runoff! Be prepared and ready if called back into the ring!
- 10) Classes at or after 12:00 noon will be listed "to follow" and must be judged in the order and ring listed. No "to follow" class may start before 12:00 noon. **Chapter 1, Section 26**

**A minor deduction is ½ point up to 2½ points. A substantial deduction is 3 or more points.**

**GOOD LUCK.....YOU and your dog can do this and you will ALWAYS be taking the BEST dog home with you!!!**  
For more information on Judging, examining the exercises and saving other withdrawals from your "200" account,

check out the... ***Dog-Talk articles:***

<https://saintbernardarchive.com/library/>

John Cox dog-talk@comcast.net

## STEWARD INSTRUCTIONS

### General Information For All Classes

- ARMBANDS** When handing out armbands make a check mark in the catalog next to the number. In classes with jumps ask for the jump heights.
- CONFLICTS** A conflict exists only when the dog entered in this class has a conflicting time schedule in another class. In such a case, have the handler check with me. I will try to make arrangements for later or earlier judging. **Make a note of a conflict in the catalog.** Handlers have the responsibility to be at ringside--we cannot wait or look for them.
- OUT OF ORDER** Call to my attention a dog coming into the ring out of catalog order.
- ABSENTEES** **Notify me of absentees**--both those who have not picked up armbands and those who have checked in and are not at ringside to be judged when called.
- COLLAR, ETC.** Visually check collars and leashes to see that they comply with the Regulations (Chapter 2, Sections 16 & 17). No tags are allowed **hanging** from the collar. I will also check but if you spot a problem outside the ring it saves us time by correcting it then.
- Also, be sure handlers have no belt pouches, belt packs, pagers or cell phones when coming into the ring **during the exercises or awards**.
- LEASHES** **Make sure all dogs enter and leave the ring on leash.**
- RING GATE** **Do not stand at the entrance to block a dog from leaving the ring.**
- TOYS/FOOD** **No food or toys** are to be placed on the judge's table by the handler while they are in the ring.
- SCORES** **Do not disclose scores, etc., to the handlers or allow anyone to look at the Judge's Book.** I will inform the handler if they qualified after the last exercise. All final scores and placements will be given out after the whole class (or split class) has been judged.
- JUDGE'S BOOK** I would like a steward to double-check my addition. If you have a question, inform me. Do not make corrections or write in the Judge's Book.
- SPECTATORS** Watch around the ring for any spectators or dogs that could be too close to the ring and cause interference with the dog(s) in the ring.

**Please keep your attention in the ring and be ready when needed.**  
**Thank you for stewarding! The handlers and I are counting on you.**

**Please turn over**

## STEWARDS INSTRUCTIONS

### CLASSES WITH A GROUP EXERCISE

**Regular: Novice A, Novice B**

**Non-Regular: Veterans, Brace, Team, Wild Card Novice**



### **Group Exercise**

Ring Length	Maximum # of Dogs Single Row	Maximum # of Dogs Back-to-Back Row
50'	6	12
45'	5	10
40'	4	8
35'	4	8
30'	3	6

#### **GROUPS**

1. We will attempt to determine Group sizes and number of Groups before judging begins, but it may change as absentees, Judge excusals/released, NQs or Handler self-excusals become apparent.

Dogs must be spaced with a **minimum of six (6) feet between each dog and a minimum of four (4) feet from the ring barriers.** Judges will position the dogs in the approximate center of the ring in one row or **back-to-back in two rows with a minimum of six (6) feet between the rows.** **On a 50' side of the ring the maximum # of dogs allowed in a single row would be six (6) and in a back-to-back row twelve (12) dogs.**

2. The dogs and handlers that come into the ring for the Group exercise are to be in program order. Be sure the Group sheet is in program order and the handlers and dogs enter the ring in that order on the sheet. Teams which have been excused/released or are absent do not need to appear on the Group sheet.
3. During the Group exercise stewards are to stand in the position indicated by me. Please await further instructions if your assistance is required.

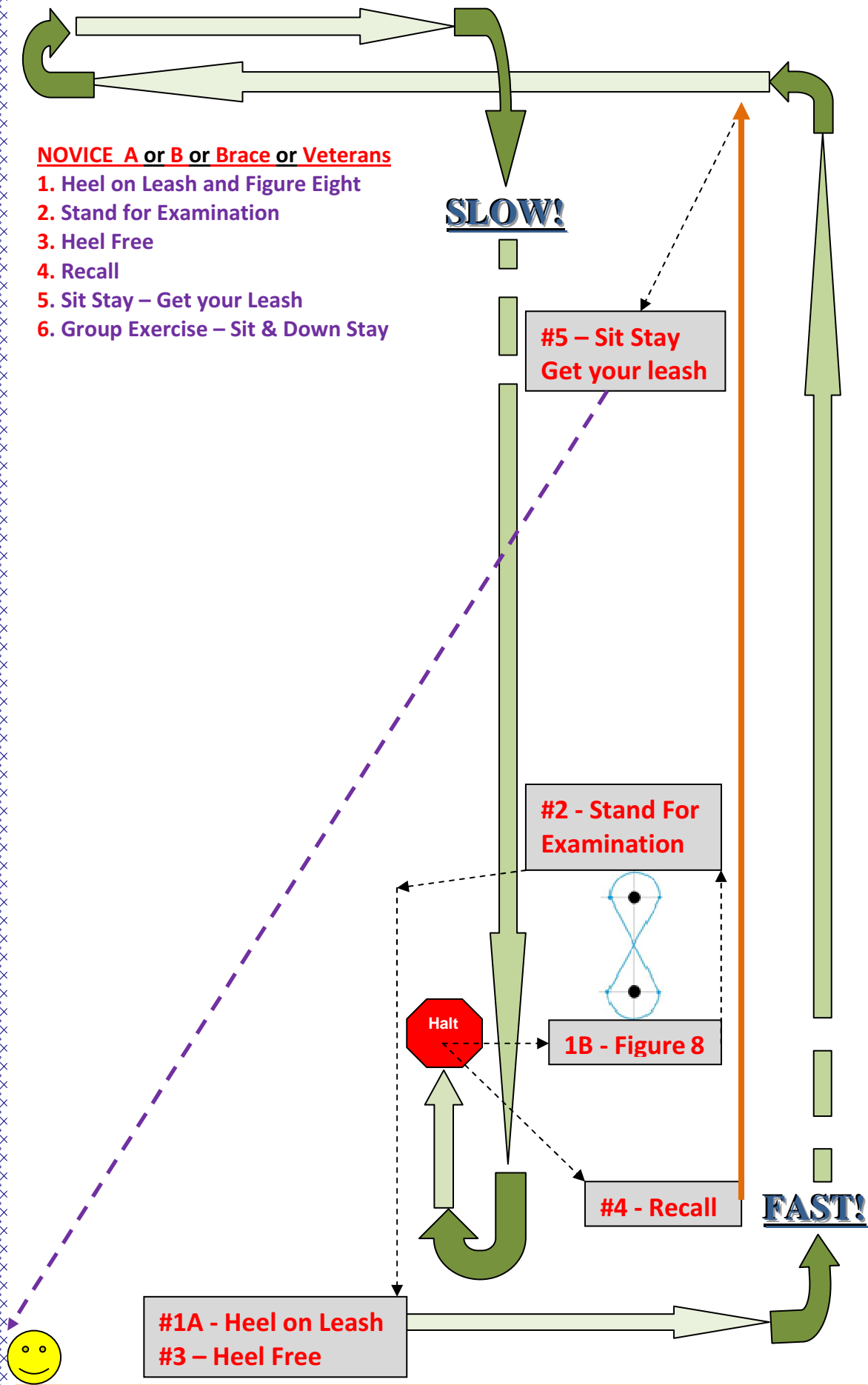
**PLEASE KEEP YOUR ATTENTION IN THE RING AND BE READY WHEN NEEDED. REMEMBER,** most handlers are under a little stress so help ease some tension by being helpful and courteous.

*John Cox*

**Please turn over**

**NOVICE A or B or Brace or Veterans**

- 1. Heel on Leash and Figure Eight
- 2. Stand for Examination
- 3. Heel Free
- 4. Recall
- 5. Sit Stay – Get your Leash
- 6. Group Exercise – Sit & Down Stay



**SLOW!**

**#5 - Sit Stay  
Get your leash**

**#2 - Stand For  
Examination**

**1B - Figure 8**

**#4 - Recall**

**FAST!**

**#1A - Heel on Leash  
#3 - Heel Free**



**Leash Inside Ring**

**Novice A or B - Judge: John Cox**



# Novice **A** or **B** or Brace or Veterans

© by John Cox

#	Breed					Points Off	Point Total	Net
Heel on Leash	L	F	S	C	W		40	
Handler: Fast NA BA/ Slow ND NB -- PS NS PS NS							40	
Hand Arm Briskness Head motion Round or Military Turn								
Figure Eight							40	
Hand Arm Briskness Head motion PS NS PS NS							40	
Adapts pace Wide Shoulder motion								
Stand For Examination	Hand on dog with command / signal						30	
	Heel position leaving L F S C W							
Handler backs away Not six feet							30	
During: Growls Snaps Sits Lies = NQ								
After: Sits Lies Moves Away							30	
Heel position returning L F S C W								
Heel Free	L	F	S	C	W		40	
Handler: Fast NA BA/ Slow ND NB -- PS NS PS NS							40	
Hand Arm Briskness Head motion Round or Military Turn								
Recall	EC to stay		EC=NQ				30	
	Stood up		Slow response					
Laid down		No trot or gallop				30		
Whine		Not direct						
Bark		Not close enough				30		
Anticipated		Hand position						
Front: NF PS NS Out T			Finish: NF PS NS				30	
Between feet			Prompt Smart					
Sit Stay – Get Your Leash	Sit		HP				30	
	Held Signal		Moved					
Moved		Moved				30		
Changed		Changed						
New Judge's Orders and sayings...								
"Sit your dog," "Leave your dog to get your leash," and "Back to your dog."								
"Clip your leash to the collar and maintain control of your dog."								
Less Other Penalties: Excused - Out of control Foul ring Training								-
Adornment Bandaged Lamé Slow / no response to commands								
Guiding Positioning with: Hands Legs Bark Unfit Leaving Ring								-
Not under control in area of the gate								
Released From Group Exercise						Sub Total		






# Novice **A** or **B** or Brace or Veterans

© by John Cox

#	Breed					Points Off	Point Total	Net
Heel on Leash	L	F	S	C	W		40	
Handler: Fast NA BA/ Slow ND NB -- PS NS PS NS							40	
Hand Arm Briskness Head motion Round or Military Turn								
Figure Eight							40	
Hand Arm Briskness Head motion PS NS PS NS							40	
Adapts pace Wide Shoulder motion								
Stand For Examination	Hand on dog with command / signal						30	
	Heel position leaving L F S C W							
Handler backs away Not six feet							30	
During: Growls Snaps Sits Lies = NQ								
After: Sits Lies Moves Away							30	
Heel position returning L F S C W								
Heel Free	L	F	S	C	W		40	
Handler: Fast NA BA/ Slow ND NB -- PS NS PS NS							40	
Hand Arm Briskness Head motion Round or Military Turn								
Recall	EC to stay		EC=NQ				30	
	Stood up		Slow response					
Laid down		No trot or gallop				30		
Whine		Not direct						
Bark		Not close enough				30		
Anticipated		Hand position						
Front: NF PS NS Out T			Finish: NF PS NS				30	
Between feet			Prompt Smart					
Sit Stay – Get Your Leash	Sit		HP				30	
	Held Signal		Moved					
Moved		Moved				30		
Changed		Changed						
New Judge's Orders and sayings...								
"Sit your dog," "Leave your dog to get your leash," and "Back to your dog."								
"Clip your leash to the collar and maintain control of your dog."								
Less Other Penalties: Excused - Out of control Foul ring Training								-
Adornment Bandaged Lamé Slow / no response to commands								
Guiding Positioning with: Hands Legs Bark Unfit Leaving Ring								-
Not under control in area of the gate								
Released From Group Exercise						Sub Total		

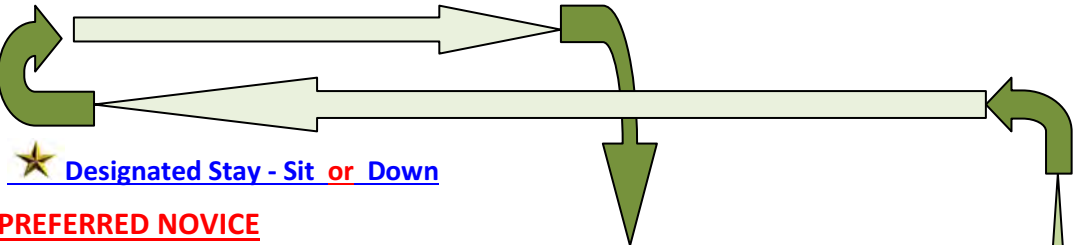
# Group Exercise...2-Parts...30 Points Total

Novice A - Novice B  
Brace - Veterans - Team

	1	2	3	4	5	6	Notes	
<b>Sit</b> 1 minute --- <b>Down</b> 1 minute	Reposition Bark Whine Moved Down Stood Heel Pos. Released Excused	Reposition Bark Whine Moved Down Stood Heel Pos. Released Excused	Reposition Bark Whine Moved Down Stood Heel Pos. Released Excused	Reposition Bark Whine Moved Down Stood Heel Pos. Released Excused	Reposition Bark Whine Moved Down Stood Heel Pos. Released Excused	Reposition Bark Whine Moved Down Stood Heel Pos. Released Excused	<b>Group #</b>           	
	B R E E D							
		<u>Total</u>	<u>Total</u>	<u>Total</u>	<u>Total</u>	<u>Total</u>		
Sit								
Down								
Catalog #								
	7	8	9	10	11	12		
Catalog #								
B R E E D								
Sit		<u>Total</u>	<u>Total</u>	<u>Total</u>	<u>Total</u>	<u>Total</u>		
Down								
<b>Sit</b> 1 minute --- <b>Down</b> 1 minute	Reposition Bark Whine Moved Down Stood Heel Pos. Released Excused	Reposition Bark Whine Moved Down Stood Heel Pos. Released Excused	Reposition Bark Whine Moved Down Stood Heel Pos. Released Excused	Reposition Bark Whine Moved Down Stood Heel Pos. Released Excused	Reposition Bark Whine Moved Down Stood Heel Pos. Released Excused	Reposition Bark Whine Moved Down Stood Heel Pos. Released Excused		


"Maintain control of your dogs."

© by John Cox



**PREFERRED NOVICE**

1. Heel on Leash and Figure Eight
2. Stand for Examination
3. Heel Free
4. Recall
5. Long Sit or Long Down
6. Sit Stay, Get your leash

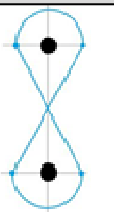


**SLOW!**

#6 – Sit Stay  
Get your leash

#5 - Stay

#2 - Stand For  
Examination



1B - Figure 8



#4 - Recall

**FAST!**

#1A - Heel on Leash  
#3 – Heel Free







### Preferred-Novice

© by John Cox

#	Breed					Points Off	Point Total	Net
Heel on Leash	L	F	S	C	W		40	
Handler: Fast NA BA / Slow ND NB -- PS NS PS NS								
Hand Arm Briskness Head motion Round or Military Turn								
Figure Eight								
Hand Arm Briskness Head motion PS NS PS NS								
Adapts pace Wide Shoulder motion								
Stand For Examination	Hand on dog with command / signal						30	
	Heel position leaving L F S C W							
Handler backs away Not six feet								
During: Growls Snaps Sits Lies = NQ								
After: Sits Lies Moves Away								
Heel position returning L F S C W								
Heel Free	L	F	S	C	W		40	
Handler: Fast NA BA / Slow ND NB -- PS NS PS NS								
Hand Arm Briskness Head motion Round or Military Turn								
Recall	EC to stay		EC				40	
	Stood up		Slow response					
Laid down		No trot or gallop						
Whine		Not direct						
Bark		Not close enough						
Anticipated		Hand position						
Front: NF PS NS Out T			Finish: NF PS NS					
Between feet			Prompt Smart					
Stay Handler Walks Around The Ring-Perimeter	NQ=Dog moving substantial distance, handler not to heel position, repeated barking & whining, changes position.						40	
	Minor or substantial deductions, even to the point of a non-qualifying (NQ) score, will be made for any additional commands to the dog after the handler has commanded and/or signaled the dog to stay.							
Sit Stay – Get Your Leash	Sit		HP					
	Held Signal		Moved					
Moved		Moved						
Changed		Changed						
New Judge's Orders and sayings...								
"Sit your dog," "Leave your dog to get your leash," and "Back to your dog."								
"Clip your leash to the collar and maintain control of your dog."								
Less Other Penalties: Excused - Out of control Foul ring Training Adornment Bandaged Lamé Slow / no response to commands Guiding Positioning with: Hands Legs Bark Unfit Leaving Ring								
Not under control in area of the gate								
<b>Final Score</b>								



### Preferred-Novice

© by John Cox

#	Breed					Points Off	Point Total	Net
Heel on Leash	L	F	S	C	W		40	
Handler: Fast NA BA / Slow ND NB -- PS NS PS NS								
Hand Arm Briskness Head motion Round or Military Turn								
Figure Eight								
Hand Arm Briskness Head motion PS NS PS NS								
Adapts pace Wide Shoulder motion								
Stand For Examination	Hand on dog with command / signal						30	
	Heel position leaving L F S C W							
Handler backs away Not six feet								
During: Growls Snaps Sits Lies = NQ								
After: Sits Lies Moves Away								
Heel position returning L F S C W								
Heel Free	L	F	S	C	W		40	
Handler: Fast NA BA / Slow ND NB -- PS NS PS NS								
Hand Arm Briskness Head motion Round or Military Turn								
Recall	EC to stay		EC				30	
	Stood up		Slow response					
Laid down		No trot or gallop						
Whine		Not direct						
Bark		Not close enough						
Anticipated		Hand position						
Front: NF PS NS Out T			Finish: NF PS NS					
Between feet			Prompt Smart					
Stay Handler Walks Around The Ring-Perimeter	NQ=Dog moving substantial distance, handler not to heel position, repeated barking & whining, changes position.						30	
	Minor or substantial deductions, even to the point of a non-qualifying (NQ) score, will be made for any additional commands to the dog after the handler has commanded and/or signaled the dog to stay.							
Sit Stay – Get Your Leash	Sit		HP				30	
	Held Signal		Moved					
Moved		Moved						
Changed		Changed						
New Judge's Orders and sayings...								
"Sit your dog," "Leave your dog to get your leash," and "Back to your dog."								
"Clip your leash to the collar and maintain control of your dog."								
Less Other Penalties: Excused - Out of control Foul ring Training Adornment Bandaged Lamé Slow / no response to commands Guiding Positioning with: Hands Legs Bark Unfit Leaving Ring								
Not under control in area of the gate								
<b>Final Score</b>								